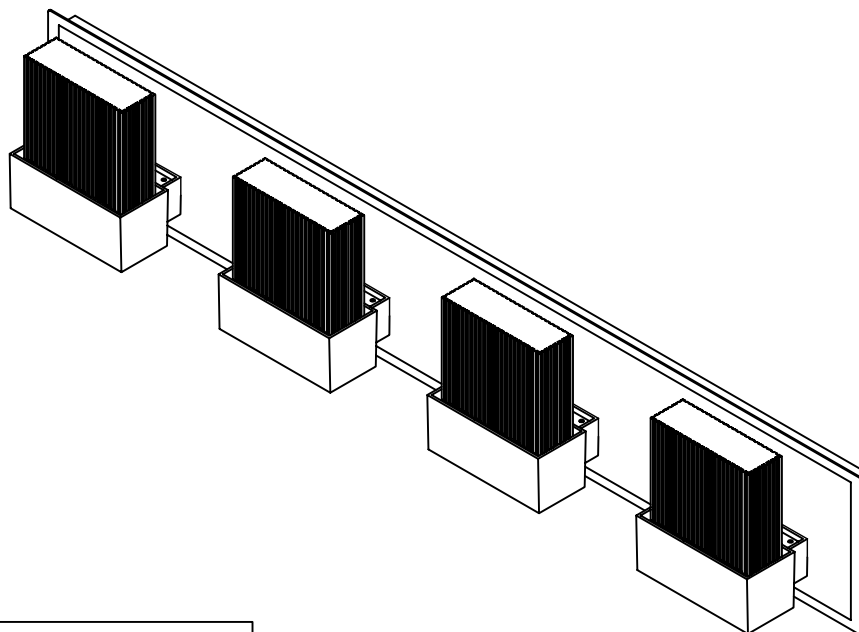




PRODUCT NAME : Fizz III 8-Light LED Vanity

TEM NUMBER: E22754-89PC

Please consult your electrician for hanging fixture and wiring.



This fixture is designed to dim with an Electronic Low Voltage dimmer. Dimming levels will vary by dimmer.

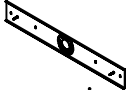
Below is a List of Recommended Dimmers:


- Lutron DVELV-330P
- Lutron MAELV-600M
- Lutron SAELV-153P
- Leviton IPL06-10Z
- Leviton 6674-POW
- Legrand Tru-Universal ADTP703TUW4


Due to inrush current wattage should not exceed 150 watts of product for a 600 watt dimmer.

**Bulb(included) 8-PCB LED-3W**


**IMPORTANT:** Turn off the power at the main fuse or circuit breaker box before starting installation

(A)  mounting stra(1pc)

(B)  Metal Part(2pcs)

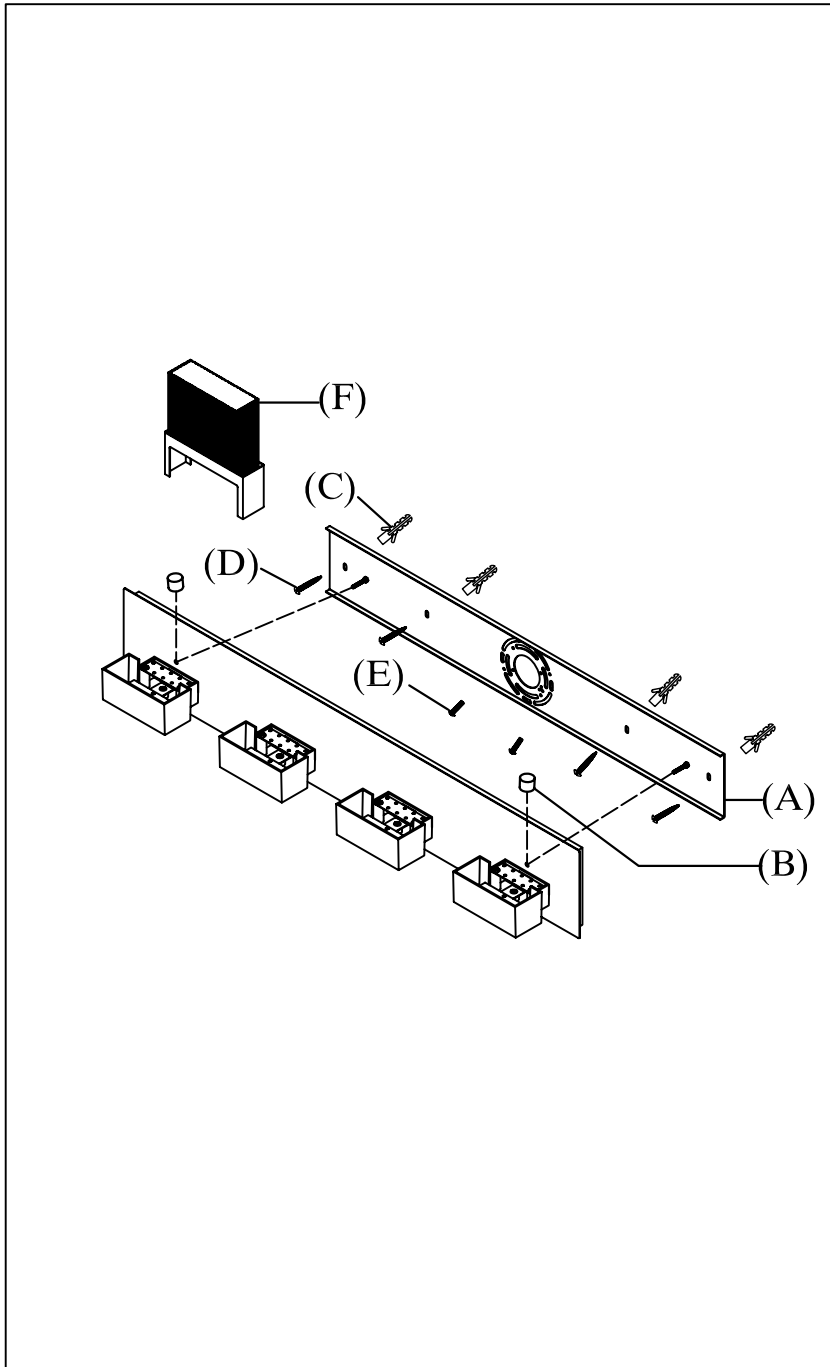
(C)  Anchor(4pcs)

(D)  Screw(4pcs)

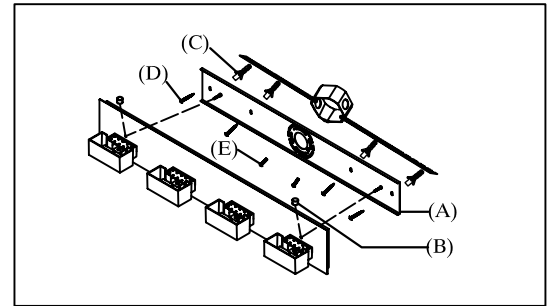
(E)  Screw(2pcs)

(F)  Glass Shade(4pcs)

Locate all hardware & components before discarding packaging

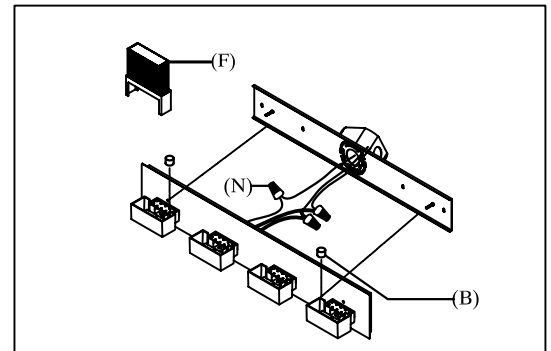


1.)



Step 1: Remove mounting bracket from fixture and install to electrical box.

2.)



Step 2: Then wire fixture to wires in outlet box. Copper wire is for Ground. Install lamp body to mounting bracket using two screws on side.

Put the glass shade(F) on the lamp body and lock it with screws. Fix it to the fixture.

**Cleaning & Care:**  
Clean with soft cloth and a mild detergent.  
Do not use abrasive cleaner.