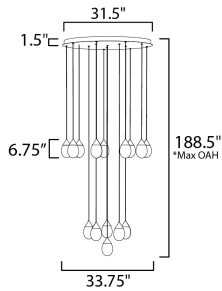




PRODUCT DESCRIPTION

Suspended from slim cords, drops of blown glass encase a recessed LED light source casting light along the thick bottomed glass. Available in Polished Chrome with clear glass or Matte Black with Mirror Smoked Glass, this simple design adds a statement to light.



*max overall height



MEASUREMENTS

DIMENSION : 33.75" L x 33.75" W x 6.75" H
 MAX OAH : 188.5" OAH
 CANOPY : 31.5" W x 1.5" H x 31.5" L
 HANGING WEIGHT : 14.74 lb

LAMPING

INPUT VOLTAGE : 120-277V
 LUMENS : 8,400 Rated (4,200 Del.)
 BULB : 15 x 8W LED DC Integrated , 120W Total
 BULB INCLUDED : (Integrated)
 DIMMABLE : Triac CL
 CRI : 90 CRI
 COLOR_TEMP : 3000K

FINISHES OPTION

-  Black (BK)
-  Polished Chrome (PC)

GLASS

Graduating Smoke 142

MATERIAL

Steel, Polycarbonate, Glass

RATINGS

cETLus
 Dry Location



ADDITIONAL

RATED LIFE 50000 Hours
 OPERATING TEMPERATURE:
 -20°C (-4°F), 40°C (104°F)

Always consult a qualified electrician before installing any lighting product.



WESTERN DISTRIBUTION CENTER (HEADQUARTER)
 253 NORTH VINELAND AVE | CITY OF INDUSTRY, CA 91746
 EASTERN DISTRIBUTION CENTER
 101 GARDNER PARK | PEACHTREE CITY, GA 30269
 P. 626.956.4200 | F. 626.956.4225 | maximlighting.com