





PRODUCT DESCRIPTION

Tubular pendants finished in Satin Nickel or Matte Black in contrasting Satin Brass or Gold bands respectively. Light shines downward from the bottom of the pendant as well as a reveal of light behind the band.

FINISHES OPTION

-  Black / Gold (BKGLD)
-  Satin Nickel / Satin Brass (SNSBR)

MATERIAL

Steel, Aluminum, Acrylic

RATINGS

cETLus
Dry Location



ADDITIONAL

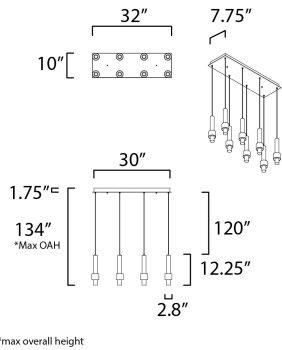
RATED LIFE 50000 Hours
OPERATING TEMPERATURE:
-20°C (-4°F), 40°C (104°F)

MEASUREMENTS

- DIMENSION : 32" L x 9.75" W x 12.25" H
- MAX OAH : 134" OAH
- CANOPY : 9.75" W x 1.75" H x 32" L
- HANGING WEIGHT : 18.26 lb

LAMPING

- INPUT VOLTAGE : 120V
- LUMENS : 3,840 Rated (930 Del.)
- BULB : 8 x 6W LED DC Integrated , 48W Total
- BULB INCLUDED : (Integrated)
- DIMMABLE : Y
- CRI : 90 CRI
- COLOR_TEMP : 3000K



*max overall height

Always consult a qualified electrician before installing any lighting product.



WESTERN DISTRIBUTION CENTER (HEADQUARTER)
253 NORTH VINELAND AVE | CITY OF INDUSTRY, CA 91746
EASTERN DISTRIBUTION CENTER
101 GARDNER PARK | PEACHTREE CITY, GA 30269
P. 626.956.4200 | F. 626.956.4225 | maxlighting.com