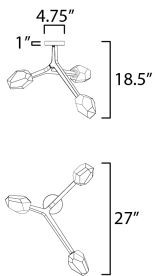




**PRODUCT DESCRIPTION**

A branched frame inspired by a close observation of nature. Finely engineered and designed in delicate detail, the soft Gold finish pairs with organically formed Morning Frost glass that is partially frosted to conceal the LED light source within. Contemporary in design and soft in nature, this collection complements both modern and transitional aesthetics.





**MEASUREMENTS**

DIMENSION : 27" L x 20" W x 18.5" H  
 CANOPY : 4.75" W x 1" H x 4.75" L  
 HANGING WEIGHT : 4.8 lb

**LAMPING**

INPUT VOLTAGE : 120V  
 LUMENS : 1,500 Rated (1,200 Del.)  
 BULB : 3 x 4W LED G9 , 12W Total  
 BULB INCLUDED : (Included)  
 DIMMABLE : ELV or Triac  
 CRI : 80 CRI  
 COLOR\_TEMP : 3000K

**FINISHES OPTION**

-  Black (BK)
-  Natural Aged Brass (NAB)

**GLASS**

Clear and Frosted 93

**MATERIAL**

Steel, Aluminum

**RATINGS**

cETLus  
 Dry Location



**ADDITIONAL**

SLOPE: 30  
 RATED LIFE 25000 Hours  
 OPERATING TEMPERATURE:  
 -20°C (-4°F), 40°C (104°F)

Always consult a qualified electrician before installing any lighting product.



WESTERN DISTRIBUTION CENTER (HEADQUARTER)  
 253 NORTH VINELAND AVE | CITY OF INDUSTRY, CA 91746  
 EASTERN DISTRIBUTION CENTER  
 101 GARDNER PARK | PEACHTREE CITY, GA 30269  
 P. 626.956.4200 | F. 626.956.4225 | maximlighting.com