



PRODUCT DESCRIPTION

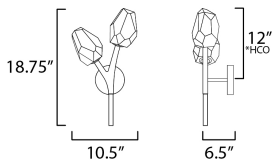
A branched frame inspired by a close observation of nature. Finely engineered and designed in delicate detail, the soft Gold finish pairs with organically formed Morning Frost glass that is partially frosted to conceal the LED light source within. Contemporary in design and soft in nature, this collection complements both modern and transitional aesthetics.

MEASUREMENTS

DIMENSION : 10.5" W x 18.75" H x 6.5" Ext
 MAX OAH : 4.75" W x 4.75" H
 HANGING WEIGHT : 2.9 lb



LAMPING

INPUT VOLTAGE : 120V
 LUMENS : 1,000 Rated (800 Del.)
 BULB : 2 x 4W LED G9 , 8W Total
 BULB INCLUDED : (Included)
 DIMMABLE : ELV or Triac
 CRI : 80 CRI
 COLOR_TEMP : 3000K
 LIGHTING_DIRECTION : Up



*Height from center of outlet to the top of the fixture

FINISHES OPTION

-  Black (BK)
-  Natural Aged Brass (NAB)

GLASS

Clear and Frosted 93

MATERIAL

Steel, Aluminum

RATINGS

cETLus
 Dry Location



ADDITIONAL

INSTALL UP/DOWN: Up
 RATED LIFE 25000 Hours
 OPERATING TEMPERATURE:
 -20°C (-4°F), 40°C (104°F)

Always consult a qualified electrician before installing any lighting product.



WESTERN DISTRIBUTION CENTER (HEADQUARTER)
 253 NORTH VINELAND AVE | CITY OF INDUSTRY, CA 91746
 EASTERN DISTRIBUTION CENTER
 101 GARDNER PARK | PEACHTREE CITY, GA 30269
 P. 626.956.4200 | F. 626.956.4225 | maxlighting.com