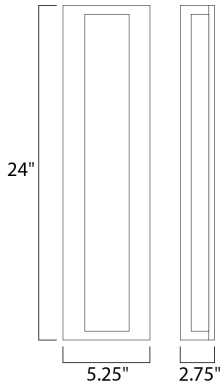




PRODUCT DESCRIPTION





MEASUREMENTS

DIMENSION : 5.25" W x 24" H x 2.75" Ext
MAX OAH : 2.75" OAH 4.53" W x 0.98" H
HANGING WEIGHT : 6.38 lb

LAMPING

INPUT VOLTAGE : 120V
LUMENS : 770 Rated (420 Del.)
BULB : 1 x 11W LED PCB Integrated , 11W Total
BULB INCLUDED : (Integrated)
DIMMABLE : Triac CL
CRI : 90+ CRI
COLOR_TEMP : 3000K
LIGHTING_DIRECTION : Indirect

FINISHES OPTION

-  Black / Satin Aluminum (BKSA)
-  Bronze (BZ)

MATERIAL

Aluminum, Acrylic

RATINGS

cETLus
Wet Location
ADA



ADDITIONAL

INSTALL UP/DOWN: All
RATED LIFE 50000 Hours
OPERATING TEMPERATURE:
-20°C (-4°F), 40°C (104°F)

PHOTOMETRIC: Report Found Online

Always consult a qualified electrician before installing any lighting product.



WESTERN DISTRIBUTION CENTER (HEADQUARTER)
253 NORTH VINELAND AVE | CITY OF INDUSTRY, CA 91746
EASTERN DISTRIBUTION CENTER
101 GARDNER PARK | PEACHTREE CITY, GA 30269
P. 626.956.4200 | F. 626.956.4225 | maximlighting.com