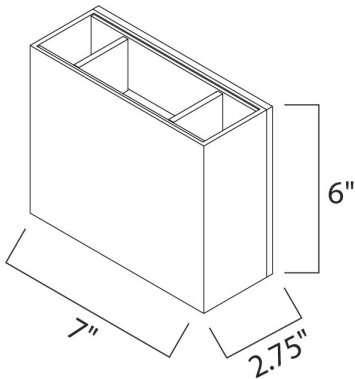




**PRODUCT DESCRIPTION**





**MEASUREMENTS**

DIMENSION : 7" W x 6" H x 2.75" Ext  
 MAX OAH : 2.75" OAH 6" W x 0.28" H  
 HANGING WEIGHT : 4.84 lb

**LAMPING**

INPUT VOLTAGE : 120V  
 LUMENS : 420 Rated (344 Del.)  
 BULB : 2 x 3W LED PCB Integrated , 6W Total  
 BULB INCLUDED : (Integrated)  
 DIMMABLE : Triac CL  
 CRI : 90+ CRI  
 COLOR\_TEMP : 3000K  
 LIGHTING\_DIRECTION : Directional

**FINISHES OPTION**

-  Satin Aluminum (SA)
-  White (WT)

**MATERIAL**

Aluminum, Glass

**RATINGS**

cETLus  
 Wet Location  
 ADA



**ADDITIONAL**

INSTALL UP/DOWN: Up  
 RATED LIFE 50000 Hours  
 OPERATING TEMPERATURE:  
 -20°C (-4°F), 40°C (104°F)

PHOTOMETRIC: Report Found Online

Always consult a qualified electrician before installing any lighting product.



WESTERN DISTRIBUTION CENTER (HEADQUARTER)  
 253 NORTH VINELAND AVE | CITY OF INDUSTRY, CA 91746  
 EASTERN DISTRIBUTION CENTER  
 101 GARDNER PARK | PEACHTREE CITY, GA 30269  
 P. 626.956.4200 | F. 626.956.4225 | maxlighting.com