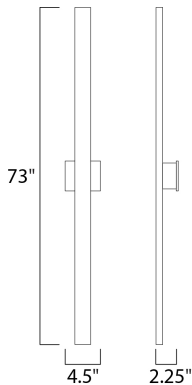




PRODUCT DESCRIPTION





MEASUREMENTS

DIMENSION : 4.5" W x 73" H x 2.25" Ext
 BACK PLATE : 4.5" W x 0.25" H x 36.5" HCO
 HANGING WEIGHT : 8.36 lb

LAMPING

INPUT VOLTAGE : 120V
 LUMENS : 3,500 Rated
 BULB : 2 x 25W LED PCB Integrated , 50W Total
 BULB INCLUDED : (Integrated)
 DIMMABLE : Electronic Low Voltage (ELV)
 CRI : 90+ CRI
 COLOR_TEMP : 3000K
 LIGHTING_DIRECTION : Indirect

FINISHES OPTION

-  Bronze (BZ)
-  Satin Aluminum (SA)

MATERIAL

Aluminum, Acrylic

RATINGS

cETLus
 Wet Location
 ADA



ADDITIONAL

INSTALL UP/DOWN: All
 OPERATING TEMPERATURE:
 -20°C (-4°F), 40°C (104°F)

Always consult a qualified electrician before installing any lighting product.



WESTERN DISTRIBUTION CENTER (HEADQUARTER)
 253 NORTH VINELAND AVE | CITY OF INDUSTRY, CA 91746
 EASTERN DISTRIBUTION CENTER
 101 GARDNER PARK | PEACHTREE CITY, GA 30269
 P. 626.956.4200 | F. 626.956.4225 | maximlighting.com