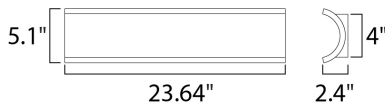




PRODUCT DESCRIPTION






MEASUREMENTS

DIMENSION : 23.64" W x 5.1" H x 2.4" Ext
 BACK PLATE : 4" W x 4" H x 12" HCO
 HANGING WEIGHT : 7.07 lb

LAMPING

INPUT VOLTAGE : V
 LUMENS : 2,100 Rated (1,390 Del.)
 BULB : 1 x 30W LED PCB Integrated , 30W Total
 BULB INCLUDED : (Integrated)
 DIMMABLE : Electronic Low Voltage (ELV)
 CRI : 90+ CRI
 COLOR_TEMP : 3000K

FINISHES OPTION

-  Bronze (BZ)
-  Satin Aluminum (SA)
-  White (WT)

MATERIAL

Aluminum

RATINGS

cETLus
 Location
 ADA



ADDITIONAL

INSTALL UP/DOWN: Any
 OPERATING TEMPERATURE:
 -20°C (-4°F), 40°C (104°F)

Always consult a qualified electrician before installing any lighting product.



WESTERN DISTRIBUTION CENTER (HEADQUARTER)
 253 NORTH VINELAND AVE | CITY OF INDUSTRY, CA 91746

EASTERN DISTRIBUTION CENTER
 101 GARDNER PARK | PEACHTREE CITY, GA 30269

P. 626.956.4200 | F. 626.956.4225 | maxlighting.com