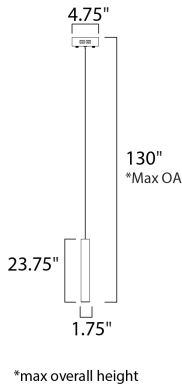




**PRODUCT DESCRIPTION**

Elongated metal tubes in a variety of finishes from Rose Gold to Polished Chrome suspend from pans to create impressive sculptural statements. Each tube encase a replaceable integrated LED module while many of the ceiling pans house additional LED spots to highlight the beautiful high gloss finishes as well as additional down light.





**MEASUREMENTS**

DIMENSION : 4.75" L x 1.75" W x 12" H  
 MAX OAH : 130" OAH  
 CANOPY : 4.75" W x 1.25" H x 4.75" L  
 HANGING WEIGHT : 1.76 lb

**LAMPING**

INPUT VOLTAGE : 120V  
 LUMENS : 280 Rated  
 BULB : 1 x 4W LED PCB Integrated , 4W Total  
 BULB INCLUDED : (Integrated)  
 DIMMABLE : Triac CL  
 CRI : 90+ CRI  
 COLOR\_TEMP : 3000K

**FINISHES OPTION**

-  Polished Chrome (PC)
-  Rose Gold (RG)

**MATERIAL**

Stainless Steel

**RATINGS**

cETLus  
 Dry Location



**ADDITIONAL**

ADJUSTABLE  
 SLOPE: 120  
 RATED LIFE 25000 Hours  
 OPERATING TEMPERATURE:  
 -20°C (-4°F), 40°C (104°F)

Always consult a qualified electrician before installing any lighting product.



WESTERN DISTRIBUTION CENTER (HEADQUARTER)  
 253 NORTH VINELAND AVE | CITY OF INDUSTRY, CA 91746  
 EASTERN DISTRIBUTION CENTER  
 101 GARDNER PARK | PEACHTREE CITY, GA 30269  
 P. 626.956.4200 | F. 626.956.4225 | maximlighting.com