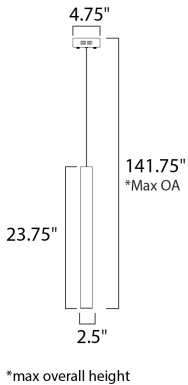




PRODUCT DESCRIPTION

Elongated metal tubes in a variety of finishes from Rose Gold to Polished Chrome suspend from pans to create impressive sculptural statements. Each tube encase a replaceable integrated LED module while many of the ceiling pans house additional LED spots to highlight the beautiful high gloss finishes as well as additional down light.





MEASUREMENTS

DIMENSION : 4.75" L x 2.5" W x 23.75" H
 MAX OAH : 141.75" OAH
 CANOPY : 4.75" W x 1.25" H x 4.75" L
 HANGING WEIGHT : 3.96 lb

LAMPING

INPUT VOLTAGE : 120V
 LUMENS : 490 Rated
 BULB : 1 x 7W LED PCB Integrated , 7W Total
 BULB INCLUDED : (Integrated)
 DIMMABLE : Triac CL
 CRI : 90+ CRI
 COLOR_TEMP : 3000K

FINISHES OPTION

-  Polished Chrome (PC)
-  Rose Gold (RG)

MATERIAL

Stainless Steel

RATINGS

cETLus
 Dry Location



ADDITIONAL

RATED LIFE 25000 Hours
 OPERATING TEMPERATURE:
 -20°C (-4°F), 40°C (104°F)

Always consult a qualified electrician before installing any lighting product.



WESTERN DISTRIBUTION CENTER (HEADQUARTER)
 253 NORTH VINELAND AVE | CITY OF INDUSTRY, CA 91746
 EASTERN DISTRIBUTION CENTER
 101 GARDNER PARK | PEACHTREE CITY, GA 30269
 P. 626.956.4200 | F. 626.956.4225 | maxlighting.com