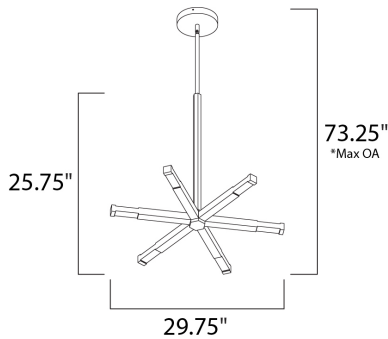




**PRODUCT DESCRIPTION**

Square tube arms protrude from a polygonal cast hub with recessed acrylic lenses at its ends to conceal LED modules for direct and indirect up-down illumination. Available in both 6 and 8 arm configurations and 3 finish options Matte White, Brushed Aluminum, and Coffee.



\*max overall height




**MEASUREMENTS**

DIMENSION : 29.75" L x 29.75" W x 25.75" H  
 MAX OAH : 73.25" OAH  
 CANOPY : 7" W x 1.75" H x 7" L  
 HANGING WEIGHT : 8.36 lb

**LAMPING**

INPUT VOLTAGE : 120V  
 LUMENS : 2,520 Rated  
 BULB : 12 x 3W LED PCB Integrated , 36W Total  
 BULB INCLUDED : (Integrated)  
 DIMMABLE : Triac CL  
 CRI : 80+ CRI  
 COLOR\_TEMP : 3000K  
 LIGHTING\_DIRECTION : Both

**FINISHES OPTION**

-  Brushed Aluminum (AL)
-  Coffee (COF)
-  Matte White (MW)

**MATERIAL**

Aluminum, Acrylic

**RATINGS**

cETLus  
 Location



**ADDITIONAL**

ADJUSTABLE  
 OPERATING TEMPERATURE:  
 -20°C (-4°F), 40°C (104°F)

Always consult a qualified electrician before installing any lighting product.



Contemporary  
 Lighting™

WESTERN DISTRIBUTION CENTER (HEADQUARTER)  
 253 NORTH VINELAND AVE | CITY OF INDUSTRY, CA 91746

EASTERN DISTRIBUTION CENTER  
 101 GARDNER PARK | PEACHTREE CITY, GA 30269

P. 626.956.4200 | F. 626.956.4225 | maximlighting.com