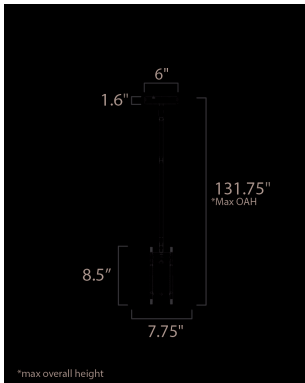




**PRODUCT DESCRIPTION**

Three sizes stainless steel intersecting panels in ellipses and spheres are illuminated by a double raceway of dedicated LED light strips. An additional LED light source directs light downward. Stylishly finished in brushed Satin Brass or Matte Black, these sculptural lighting elements complement an architectural environment adding interest and functional light.





**MEASUREMENTS**

DIMENSION : 7.75" L x 7.75" W x 8.25" H  
 MAX OAH : 53.25" OAH  
 CANOPY : 6" W x 1.6" H x 6" L  
 HANGING WEIGHT : 7.5 lb

**LAMPING**

INPUT VOLTAGE : 120V  
 LUMENS : 1,260 Rated (900 Del.)  
 BULB : 1 x 18W LED PCB Integrated , 18W Total  
 BULB INCLUDED : (Integrated)  
 DIMMABLE : Triac  
 CRI : 90 CRI  
 COLOR\_TEMP : 3000K

**FINISHES OPTION**

-  Black (BK)
-  Satin Brass (SBR)

**MATERIAL**

Aluminum + Steel + Acrylic

**RATINGS**

cETLus  
 Dry Location



**ADDITIONAL**

SLOPE: 70  
 RATED LIFE 40000 Hours  
 OPERATING TEMPERATURE:  
 -20°C (-4°F), 40°C (104°F)

Always consult a qualified electrician before installing any lighting product.



WESTERN DISTRIBUTION CENTER (HEADQUARTER)  
 253 NORTH VINELAND AVE | CITY OF INDUSTRY, CA 91746  
 EASTERN DISTRIBUTION CENTER  
 101 GARDNER PARK | PEACHTREE CITY, GA 30269  
 P. 626.956.4200 | F. 626.956.4225 | maxlighting.com