



**PRODUCT DESCRIPTION**

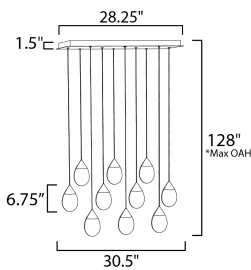
Suspended from slim cords, drops of blown glass encase a recessed LED light source casting light along the thick bottomed glass. Available in Polished Chrome with clear glass or Matte Black with Mirror Smoked Glass, this simple design adds a statement to light.

**MEASUREMENTS**

DIMENSION : 30.5" L x 12.75" W x 6.75" H  
 MAX OAH : 128" OAH  
 CANOPY : 10.75" W x 1.5" H x 28.25" L  
 HANGING WEIGHT : 10 lb



**LAMPING**

INPUT VOLTAGE : 120-277V  
 LUMENS : 6,400 Rated (3,200 Del.)  
 BULB : 1 x 8W LED DC Integrated , 80W Total  
 BULB INCLUDED : (Integrated)  
 DIMMABLE : Triac CL  
 CRI : 90 CRI  
 COLOR\_TEMP : 3000K



\*max overall height

**FINISHES OPTION**

-  Black (BK)
-  Polished Chrome (PC)

**GLASS**

Graduating Smoke 142

**MATERIAL**

Steel, Polycarbonate, Glass

**RATINGS**

cETLus  
 Dry Location



**ADDITIONAL**

RATED LIFE 50000 Hours  
 OPERATING TEMPERATURE:  
 -20°C (-4°F), 40°C (104°F)

Always consult a qualified electrician before installing any lighting product.



WESTERN DISTRIBUTION CENTER (HEADQUARTER)  
 253 NORTH VINELAND AVE | CITY OF INDUSTRY, CA 91746  
 EASTERN DISTRIBUTION CENTER  
 101 GARDNER PARK | PEACHTREE CITY, GA 30269  
 P. 626.956.4200 | F. 626.956.4225 | maxlighting.com