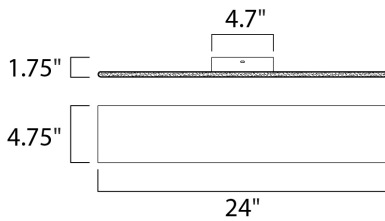




**PRODUCT DESCRIPTION**

A thin, half-inch aluminum blade now in your choice of Metallic Bronze or Brushed Aluminum incorporates a threadlike LED board recessed into the bottom. The result is a unique effect of light appearing on the surface below without a clear indication from where it is generated.





**MEASUREMENTS**

DIMENSION : 24" W x 4.75" H x 1.75" Ext  
 BACK PLATE : 2.4" HCO  
 CANOPY : 4.7" W x 1.5" H x 4.7" L  
 HANGING WEIGHT : 2.02 lb

**LAMPING**

INPUT VOLTAGE : 120V  
 LUMENS : 1,960 Rated (1,360 Del.)  
 BULB : 2 x 14W LED PCB Integrated , 28W Total  
 BULB INCLUDED : (Integrated)  
 DIMMABLE : Triac CL  
 CRI : 80+ CRI  
 COLOR\_TEMP : 3000K

**FINISHES OPTION**

-  Anodized Bronze (BRZ)
-  Brushed Aluminum (AL)

**MATERIAL**

Aluminum

**RATINGS**

cETLus  
 Damp Location  
 ADA



**ADDITIONAL**

INSTALL UP/DOWN: Any  
 RATED LIFE 25000 Hours  
 OPERATING TEMPERATURE:  
 -20°C (-4°F), 40°C (104°F)

Always consult a qualified electrician before installing any lighting product.



WESTERN DISTRIBUTION CENTER (HEADQUARTER)  
 253 NORTH VINELAND AVE | CITY OF INDUSTRY, CA 91746

EASTERN DISTRIBUTION CENTER  
 101 GARDNER PARK | PEACHTREE CITY, GA 30269

P. 626.956.4200 | F. 626.956.4225 | maximlighting.com