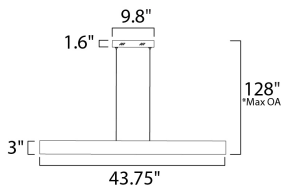




**PRODUCT DESCRIPTION**

A thin, half-inch aluminum blade now in your choice of Metallic Bronze or Brushed Aluminum incorporates a threadlike LED board recessed into the bottom. The result is a unique effect of light appearing on the surface below without a clear indication from where it is generated.



\*max overall height



**MEASUREMENTS**

- DIMENSION : 43.75" L x 0.5" W x 3" H
- MAX OAH : 128" OAH
- CANOPY : 9.8" W x 1.6" H x 9.8" L
- HANGING WEIGHT : 3.19 lb

**LAMPING**

- INPUT VOLTAGE : 120V
- LUMENS : 1,820 Rated
- BULB : 1 x 26W LED PCB Integrated , 26W Total
- BULB INCLUDED : (Integrated)
- DIMMABLE : Triac CL
- CRI : 80+ CRI
- COLOR\_TEMP : 3000K

**FINISHES OPTION**

-  Anodized Bronze (BRZ)
-  Brushed Aluminum (AL)

**MATERIAL**

Aluminum

**RATINGS**

cETLus  
Dry Location



**ADDITIONAL**

ADJUSTABLE  
OPERATING TEMPERATURE:  
-20°C (-4°F), 40°C (104°F)

PHOTOMETRIC: Report Found Online

Always consult a qualified electrician before installing any lighting product.



WESTERN DISTRIBUTION CENTER (HEADQUARTER)  
253 NORTH VINELAND AVE | CITY OF INDUSTRY, CA 91746  
EASTERN DISTRIBUTION CENTER  
101 GARDNER PARK | PEACHTREE CITY, GA 30269  
P. 626.956.4200 | F. 626.956.4225 | maximlighting.com