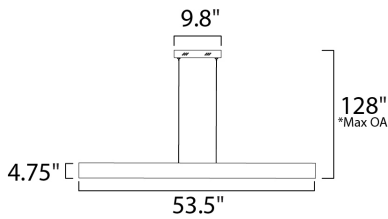




PRODUCT DESCRIPTION

A thin, half-inch aluminum blade now in your choice of Metallic Bronze or Brushed Aluminum incorporates a threadlike LED board recessed into the bottom. The result is a unique effect of light appearing on the surface below without a clear indication from where it is generated.



*max overall height



MEASUREMENTS

DIMENSION : 53.5" L x 0.5" W x 3" H
 MAX OAH : 128" OAH
 CANOPY : 9.8" W x 1.6" H x 9.8" L
 HANGING WEIGHT : 4.84 lb

LAMPING

INPUT VOLTAGE : 120V
 LUMENS : 2,240 Rated
 BULB : 1 x 32W LED PCB Integrated , 32W Total
 BULB INCLUDED : (Integrated)
 DIMMABLE : Triac CL
 CRI : 80+ CRI
 COLOR_TEMP : 3000K

FINISHES OPTION

-  Anodized Bronze (BRZ)
-  Brushed Aluminum (AL)

MATERIAL

Aluminum

RATINGS

cETLus
 Dry Location



ADDITIONAL

ADJUSTABLE
 OPERATING TEMPERATURE:
 -20°C (-4°F), 40°C (104°F)
 PHOTOMETRIC: Report Found Online

Always consult a qualified electrician before installing any lighting product.



WESTERN DISTRIBUTION CENTER (HEADQUARTER)
 253 NORTH VINELAND AVE | CITY OF INDUSTRY, CA 91746

EASTERN DISTRIBUTION CENTER
 101 GARDNER PARK | PEACHTREE CITY, GA 30269

P. 626.956.4200 | F. 626.956.4225 | maximlighting.com