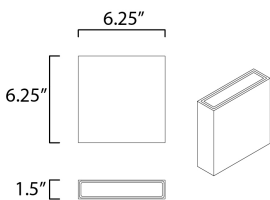




PRODUCT DESCRIPTION

Square aluminum blocks that are not only attractive but offer robust features. As a low profile LED up and down wall sconce, they provide ample illumination that complies with ADA regulations. Fitted with a 120-277V range voltage input driver, these sconces can be used in interior and exterior spaces whether residential or commercial applications call for them. Available in a variety of sizes including smaller square forms and oversized rectangular profiles, you can also select from three color options: Natural Aged Brass, Black, and White.






MEASUREMENTS

DIMENSION : 6.25" W x 6.25" H x 2" Ext  
BACK PLATE : 3.25" HCO  
HANGING WEIGHT : 1.87 lb

LAMPING

INPUT VOLTAGE : 120-277V  
LUMENS : 1,400 Rated (1,200 Del.)  
BULB : 2 x 7W LED DC Integrated , 14W Total  
BULB INCLUDED : (Integrated)  
DIMMABLE : Triac or ELV at 120V  
CRI : 90 CRI  
COLOR\_TEMP : 3000K  
LIGHTING\_DIRECTION : Up&Down

FINISHES OPTION

-  Black (BK)
-  Natural Aged Brass (NAB)
-  White (WT)

MATERIAL

Aluminum

RATINGS

cETLus  
Wet Location  
ADA



ADDITIONAL

INSTALL UP/DOWN: Down  
RATED LIFE 25000 Hours  
OPERATING TEMPERATURE:  
-20°C (-4°F), 40°C (104°F)  
  
PHOTOMETRIC: Report Found Online

Always consult a qualified electrician before installing any lighting product.



Contemporary  
Lighting™

WESTERN DISTRIBUTION CENTER (HEADQUARTER)  
253 NORTH VINELAND AVE | CITY OF INDUSTRY, CA 91746  
  
EASTERN DISTRIBUTION CENTER  
101 GARDNER PARK | PEACHTREE CITY, GA 30269  
  
P. 626.956.4200 | F. 626.956.4225 | maximlighting.com