



PRODUCT DESCRIPTION

Square aluminum blocks that are not only attractive but offer robust features. As a low profile LED up and down wall sconce, they provide ample illumination that complies with ADA regulations. Fitted with a 120-277V range voltage input driver, these sconces can be used in interior and exterior spaces whether residential or commercial applications call for them. Available in a variety of sizes including smaller square forms and oversized rectangular profiles, you can also select from three color options: Natural Aged Brass, Black, and White.




MEASUREMENTS

DIMENSION : 7" W x 14" H x 1.5" Ext
HANGING WEIGHT : 3.96 lb

LAMPING

INPUT VOLTAGE : 120-277V
LUMENS : 2,400 Rated (1,490 Del.)
BULB : 2 x 12W LED DC Integrated , 24W Total
BULB INCLUDED : (Integrated)
DIMMABLE : Y
CRI : 90 CRI
COLOR_TEMP : 3000K
LIGHTING_DIRECTION : Horizontal/

FINISHES OPTION

 Black (BK)
 Natural Aged Brass (NAB)
 White (WT)

MATERIAL

Aluminum, Stainless Steel

RATINGS

cETLus
Wet Location
ADA



ADDITIONAL

INSTALL UP/DOWN: Any
RATED LIFE 25000 Hours
OPERATING TEMPERATURE:
-20°C (-4°F), 40°C (104°F)

Always consult a qualified electrician before installing any lighting product.



Contemporary
Lighting™

WESTERN DISTRIBUTION CENTER (HEADQUARTER)
253 NORTH VINELAND AVE | CITY OF INDUSTRY, CA 91746

EASTERN DISTRIBUTION CENTER
101 GARDNER PARK | PEACHTREE CITY, GA 30269

P. 626.956.4200 | F. 626.956.4225 | maximlighting.com