



PRODUCT DESCRIPTION

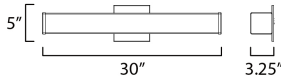
Squares of Satin White glass are supported by flat Polished Chrome end caps with an extruded aluminum frame. Housed on the backside of the LED vanity light is a device to select from 5 color temperatures: 2700k-3000k-3500k-4000k-5000k. A dual mounting backplate allows for the fixture to seamlessly install to a switch box making the glass appear as if floating on the wall. An additional mounting bracket and cover plate is included in the packaging to accommodate larger junction boxes. Enhancing these features with a range voltage 120-277V input, makes this heavy hitting note land squarely into specification requests as well as the home improvement do-it-yourselfer.

MEASUREMENTS



DIMENSION : 30" L 5" H x 3.25" Ext
 BACK PLATE : 5" W x 5" H x 2.25" HCO
 HANGING WEIGHT : 4.85 lb

LAMPING

INPUT VOLTAGE : 120-277V
 LUMENS : 2,050 Rated (1,650 Del.)
 BULB : 1 x 30W LED PCB Integrated , 30W Total
 BULB INCLUDED : (Integrated)
 DIMMABLE : ELV ONLY AT 120V
 CRI : 90 CRI
 COLOR_TEMP : 27-30-35-40-50K
 LIGHTING_DIRECTION : Omni



FINISHES OPTION

-  Polished Chrome (PC)
-  Satin Nickel (SN)

GLASS

White 01

MATERIAL

Aluminum + Glass

RATINGS

cETLus
 Damp Location



ADDITIONAL

INSTALL UP/DOWN: Horiz/Vert
 RATED LIFE 50000 Hours
 OPERATING TEMPERATURE:
 -20°C (-4°F), 40°C (104°F)

Always consult a qualified electrician before installing any lighting product.



WESTERN DISTRIBUTION CENTER (HEADQUARTER)
 253 NORTH VINELAND AVE | CITY OF INDUSTRY, CA 91746
 EASTERN DISTRIBUTION CENTER
 101 GARDNER PARK | PEACHTREE CITY, GA 30269
 P. 626.956.4200 | F. 626.956.4225 | maximlighting.com