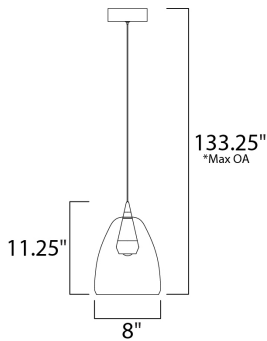




**PRODUCT DESCRIPTION**

Clear glass domes are suspended from a machined aluminum font finished in your choice of two tone Silver with a Polished Chrome accent or Black with a brushed Coffee finish. Housed inside the machined font is a high power LED module which illuminates without glare.



\*max overall height



**MEASUREMENTS**

DIMENSION : 8" L x 8" W x 11.25" H  
 MAX OAH : 133.25" OAH  
 CANOPY : 4.75" W x 1.5" H x 4.75" L  
 HANGING WEIGHT : 4.19 lb

**LAMPING**

INPUT VOLTAGE : 120V  
 LUMENS : 350 Rated (190 Del.)  
 BULB : 1 x 5W LED PCB Integrated , 5W Total  
 BULB INCLUDED : (Integrated)  
 DIMMABLE : ELV  
 CRI : 80+ CRI  
 COLOR\_TEMP : 3000K

**FINISHES OPTION**

-  Black / Coffee (BKCOF)
-  Polished Chrome / Silver (PCSV)

**GLASS**

Clear 18

**MATERIAL**

Steel, Aluminum, Glass

**RATINGS**

cETLus  
 Dry Location



**ADDITIONAL**

ADJUSTABLE  
 RATED LIFE 20000 Hours  
 OPERATING TEMPERATURE:  
 -20°C (-4°F), 40°C (104°F)

Always consult a qualified electrician before installing any lighting product.



WESTERN DISTRIBUTION CENTER (HEADQUARTER)  
 253 NORTH VINELAND AVE | CITY OF INDUSTRY, CA 91746  
 EASTERN DISTRIBUTION CENTER  
 101 GARDNER PARK | PEACHTREE CITY, GA 30269  
 P. 626.956.4200 | F. 626.956.4225 | maximlighting.com