



PRODUCT DESCRIPTION

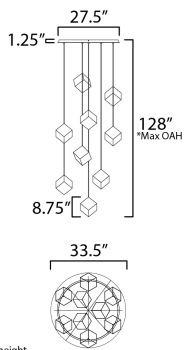
Like melting ice, these oversized cube pendants support cast glass shades from highly polished stainless-steel frames. Select from two finish combinations: a Clear glass shade paired with a Polished Chrome frame or soften the look with warm Amber glass paired with a polished French Gold frame. Available in a variety of configurations, these pendants will make your space cool.

MEASUREMENTS



DIMENSION : 33.5" L x 33.5" W x 8.75" H
 MAX OAH : 128" OAH
 CANOPY : 27.5" W x 1.25" H x 27.5" L
 HANGING WEIGHT : 39.75 lb

LAMPING

INPUT VOLTAGE : 120V
 LUMENS : 2,700 Rated (1,890 Del.)
 BULB : 9 x 4W LED G9 , 36W Total
 BULB INCLUDED : (Included)
 DIMMABLE : Y
 CRI : 80 CRI
 COLOR_TEMP : 3000K



FINISHES OPTION

-  French Gold (FG)
-  Polished Chrome (PC)

GLASS

Murano-style Amber 26

MATERIAL

Stainless Steel, Glass

RATINGS

cETLus
 Damp Location



ADDITIONAL

RATED LIFE 20000 Hours
 OPERATING TEMPERATURE:
 -20°C (-4°F), 40°C (104°F)

Always consult a qualified electrician before installing any lighting product.



WESTERN DISTRIBUTION CENTER (HEADQUARTER)
 253 NORTH VINELAND AVE | CITY OF INDUSTRY, CA 91746

EASTERN DISTRIBUTION CENTER
 101 GARDNER PARK | PEACHTREE CITY, GA 30269

P. 626.956.4200 | F. 626.956.4225 | maxlighting.com