



**PRODUCT DESCRIPTION**

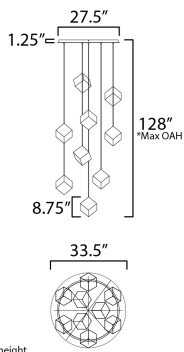
Like melting ice, these oversized cube pendants support cast glass shades from highly polished stainless-steel frames. Select from two finish combinations: a Clear glass shade paired with a Polished Chrome frame or soften the look with warm Amber glass paired with a polished French Gold frame. Available in a variety of configurations, these pendants will make your space cool.

**MEASUREMENTS**

DIMENSION : 33.5" L x 33.5" W x 8.75" H  
 MAX OAH : 128" OAH  
 CANOPY : 27.5" W x 1.25" H x 27.5" L  
 HANGING WEIGHT : 39.75 lb



**LAMPING**

INPUT VOLTAGE : 120V  
 LUMENS : 2,700 Rated (1,890 Del.)  
 BULB : 9 x 4W LED G9 , 36W Total  
 BULB INCLUDED : (Included)  
 DIMMABLE : Y  
 CRI : 80 CRI  
 COLOR\_TEMP : 3000K



\*max overall height

**FINISHES OPTION**

-  French Gold (FG)
-  Polished Chrome (PC)

**GLASS**

Murano-style Clear 28

**MATERIAL**

Stainless Steel, Glass

**RATINGS**

cETLus  
 Dry Location



**ADDITIONAL**

RATED LIFE 20000 Hours  
 OPERATING TEMPERATURE:  
 -20°C (-4°F), 40°C (104°F)

Always consult a qualified electrician before installing any lighting product.



WESTERN DISTRIBUTION CENTER (HEADQUARTER)  
 253 NORTH VINELAND AVE | CITY OF INDUSTRY, CA 91746  
 EASTERN DISTRIBUTION CENTER  
 101 GARDNER PARK | PEACHTREE CITY, GA 30269  
 P. 626.956.4200 | F. 626.956.4225 | maxlighting.com