





PRODUCT DESCRIPTION

Tubular pendants finished in Satin Nickel or Matte Black in contrasting Satin Brass or Gold bands respectively. Light shines downward from the bottom of the pendant as well as a reveal of light behind the band.

FINISHES OPTION

-  Black / Gold (BKGLD)
-  Satin Nickel / Satin Brass (SNSBR)

MATERIAL

Aluminum, Steel, Acrylic

RATINGS

cETLus
Dry Location



ADDITIONAL

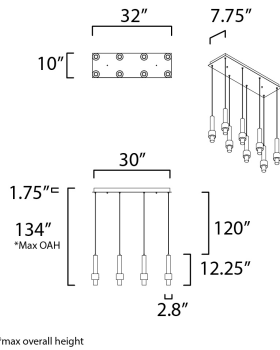
SLOPE: 30
RATED LIFE 50000 Hours
OPERATING TEMPERATURE:
-20°C (-4°F), 40°C (104°F)

MEASUREMENTS

DIMENSION : 32" L x 10" W x 12.25" H
MAX OAH : 134" OAH
CANOPY : 7.75" W x 1.75" H x 32" L
HANGING WEIGHT : 18.26 lb

LAMPING

INPUT VOLTAGE : 120V
LUMENS : 3,840 Rated (931 Del.)
BULB : 8 x 6W LED PCB Integrated , 48W Total
BULB INCLUDED : (Integrated)
DIMMABLE : ELV or Triac
CRI : 90 CRI
COLOR_TEMP : 3000K



Always consult a qualified electrician before installing any lighting product.



WESTERN DISTRIBUTION CENTER (HEADQUARTER)
253 NORTH VINELAND AVE | CITY OF INDUSTRY, CA 91746
EASTERN DISTRIBUTION CENTER
101 GARDNER PARK | PEACHTREE CITY, GA 30269
P. 626.956.4200 | F. 626.956.4225 | maxlighting.com