



**PRODUCT DESCRIPTION**

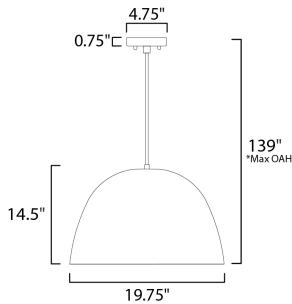
Spherical shaped pendants are constructed unibody design. A dramatic two-tone finish is available in your choice of Black/Satin Brass, Dark Gray/Coffee, or Satin Nickel/Black. The LED light source is concealed to reduce glare while providing ample light below.

**MEASUREMENTS**

DIMENSION : 19.75" L x 19.75" W x 14.5" H  
 MAX OAH : 139" OAH  
 CANOPY : 4.75" W x 0.75" H x 4.75" L  
 HANGING WEIGHT : 6.2 lb




**LAMPING**

INPUT VOLTAGE : 120V  
 LUMENS : 1,080 Rated (484 Del.)  
 BULB : 1 x 12W LED PCB Integrated , 12W Total  
 BULB INCLUDED : (Integrated)  
 DIMMABLE : ELV  
 CRI : 90 CRI  
 COLOR\_TEMP : 3000K



\*max overall height

**FINISHES OPTION**

-  Dark Gray / Coffee (DGCOF)
-  Satin Brass / Coffee (SBRCOF)
-  Satin Nickel / Black (SNBK)

**MATERIAL**

Aluminum + Steel + Acrylic

**RATINGS**

cETLus  
 Dry Location



**ADDITIONAL**

SLOPE: 70  
 RATED LIFE 35000 Hours  
 OPERATING TEMPERATURE:  
 -20°C (-4°F), 40°C (104°F)

Always consult a qualified electrician before installing any lighting product.



WESTERN DISTRIBUTION CENTER (HEADQUARTER)  
 253 NORTH VINELAND AVE | CITY OF INDUSTRY, CA 91746  
 EASTERN DISTRIBUTION CENTER  
 101 GARDNER PARK | PEACHTREE CITY, GA 30269  
 P. 626.956.4200 | F. 626.956.4225 | maximlighting.com