





**PRODUCT DESCRIPTION**

A collection of very small LED pendants unique to the market. Shades of Gypsum, Concrete, and Aluminum available in a wide variety of shapes and finishes, these small scale pendants provide an amazing amount of light. The light engine is housed in machined aluminum to reduce heat. Drivers recess into the outlet box so the canopies are very low profile in keeping with the small scale of the pendant.

**FINISHES OPTION**

-  Black / Polished Chrome (BKPC)
-  White / Polished Chrome (WTPC)

**MATERIAL**

Aluminum, Polycarbonate

**RATINGS**

Dry Location



**ADDITIONAL**

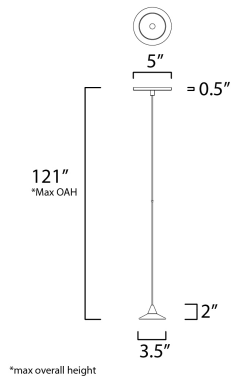
ADJUSTABLE  
 SLOPE: 70  
 RATED LIFE 25000 Hours  
 OPERATING TEMPERATURE:  
 -20°C (-4°F), 40°C (104°F)

**MEASUREMENTS**

- DIMENSION : 3.5" L x 3.5" W x 2" H
- MAX OAH : 121" OAH
- CANOPY : 5" W x 0.5" H x 5" L
- HANGING WEIGHT : 0.91 lb

**LAMPING**

- INPUT VOLTAGE : 120V
- LUMENS : 412 Rated (284 Del.)
- BULB : 1 x 5W LED PCB Integrated , 6W Total
- BULB INCLUDED : (Integrated)
- DIMMABLE : Triac CL or ELV
- CRI : 90+ CRI
- COLOR\_TEMP : 3000K



Always consult a qualified electrician before installing any lighting product.



WESTERN DISTRIBUTION CENTER (HEADQUARTER)  
 253 NORTH VINELAND AVE | CITY OF INDUSTRY, CA 91746  
 EASTERN DISTRIBUTION CENTER  
 101 GARDNER PARK | PEACHTREE CITY, GA 30269  
 P. 626.956.4200 | F. 626.956.4225 | maxlighting.com