



**PRODUCT DESCRIPTION**

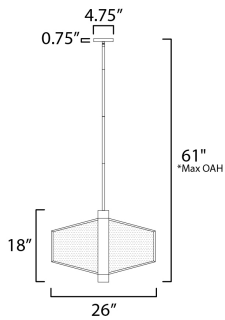
Translucent acrylic panels dotted to guide indirect LED strips integrated into the body of the fixture. The angular forms of the pendants create a strikingly modern display of light that is both airy and voluminous. An additional LED GU10 bulb is recessed at the bottom of the fixture for additional functional light. Available in Satin Brass or Matte Black finishes.

**MEASUREMENTS**

DIMENSION : 26" L x 26" W x 18" H  
 MAX OAH : 61" OAH  
 CANOPY : 4.75" W x 0.75" H x 4.75" L  
 HANGING WEIGHT : 5.5 lb



**LAMPING**

INPUT VOLTAGE : 120V  
 LUMENS : 3,760 Rated (1,880 Del.)  
 BULB : 4 x 10W LED LED , 47W Total  
 BULB INCLUDED : (Integrated)  
 DIMMABLE : ELV or Triac CL  
 CRI : 90 CRI  
 COLOR\_TEMP : 3000K



\*max overall height

**FINISHES OPTION**

-  Black (BK)
-  Natural Aged Brass (NAB)

**GLASS**

Patterned Acrylic 133

**MATERIAL**

Steel + Aluminum+Acrylic

**RATINGS**

cETLus  
 Dry Location



**ADDITIONAL**

SLOPE: 15  
 RATED LIFE 40000 Hours  
 OPERATING TEMPERATURE:  
 -20°C (-4°F), 40°C (104°F)

Always consult a qualified electrician before installing any lighting product.



WESTERN DISTRIBUTION CENTER (HEADQUARTER)  
 253 NORTH VINELAND AVE | CITY OF INDUSTRY, CA 91746  
 EASTERN DISTRIBUTION CENTER  
 101 GARDNER PARK | PEACHTREE CITY, GA 30269  
 P. 626.956.4200 | F. 626.956.4225 | maxlighting.com