

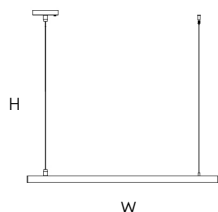
# CONTINUUM | LED PENDANT

E26003 / E26004 / E26008

Job Name : \_\_\_\_\_  
 Job Type : \_\_\_\_\_  
 Quantity : \_\_\_\_\_  
 Comments : \_\_\_\_\_



## EMSC2600 CONNECTOR WITH ANGLE






### MEASUREMENTS

MODEL	DIMENSION
E26003	1.5"W x 1.25"H x 38.5"L x 121"OAH
E26004	1.5"W x 1.25"H x 47"L x 121"OAH
E26008	1.5"W x 1.25"H x 93.7"L x 121"OAH

**WIRE LENGTH** 118"L

### FINISHES OPTION

-  Black
-  Satin Aluminum
-  White

### GLASS

Frosted 90

### MATERIAL

Acrylic, Aluminum

### RATINGS

cETLus  
Dry Location



### ADDITIONAL

RATED LIFE 50000 Hours  
 OPERATING TEMPERATURE:  
 -20°C (-4°F), 40°C (104°F)

### LAMPING

MODEL	BULB TYPE	CRI	COL TEMP.	LUMENS RATED	DEL	DIMMABLE	INPUT
E26003	28W PCB Integrated LED	90	30/35/40K	2250	1800	30/35/40K	120-277V
E26004	34W PCB Integrated LED	90	30/35/40K	2650	2100	30/35/40K	120-277V
E26008	68W PCB Integrated LED	90	30/35/40K	5250	4200	30/35/40K	120-277V

Always consult a qualified electrician before installing any lighting product.



**WESTERN DISTRIBUTION CENTER (HEADQUARTER)**  
 253 NORTH VINELAND AVE | CITY OF INDUSTRY, CA 91746  
**EASTERN DISTRIBUTION CENTER**  
 4200 SHIRLEY DR. | ATLANTA, GA 30336  
 P. 626.956.4200 | F. 626.956.4225 | maximlighting.com