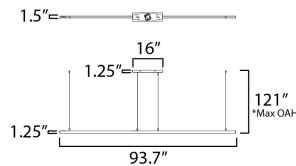


PRODUCT DESCRIPTION

Elongated tubes of LED light are housed in incredibly small 1" diameter aluminum and suspended by nearly invisible support cables. Engineered to connect the various lengths end-to-end or with use of the rigid, angled adapters, adds endless applications for creativity and function. Each length includes a power feed within a surface mounted canopy and non-electrical support cables that standoff using ceiling anchors. The continuous run pendants in this series are a welcome convenience for commercial applications. Lengths range from 36" to impressive 96" long. Individually, the fixtures provide ample lighting downward with minimal disruption to the architectural sight lines of a space. Available in Black, White, and brushed Aluminum finishes these are exemplary streamlined forms with functional purpose.

MEASUREMENTS

DIMENSION : 93.7" L x 1.5" W x 1.25" H
 MAX OAH : 121" OAH
 CANOPY : 4.5" W x 1.25" H x 16" L
 HANGING WEIGHT : 6.5 lb






*max overall height

LAMPING

INPUT VOLTAGE : 120-277V
 LUMENS : 5,250 Rated (4,200 Del.)
 BULB : 1 x 68W LED PCB Integrated , 68W Total
 BULB INCLUDED : (Integrated)
 DIMMABLE : Universal 3-in-1
 CRI : 90 CRI
 COLOR_TEMP : Select 30/35/40K

FINISHES OPTION

-  Black (BK)
-  Satin Aluminum (SA)
-  White (WT)

GLASS

Frosted 90

MATERIAL

Acrylic, Aluminum

RATINGS

cETLus
 Dry Location



ADDITIONAL

RATED LIFE 50000 Hours
 OPERATING TEMPERATURE:
 -20°C (-4°F), 40°C (104°F)

Always consult a qualified electrician before installing any lighting product.



WESTERN DISTRIBUTION CENTER (HEADQUARTER)
 253 NORTH VINELAND AVE | CITY OF INDUSTRY, CA 91746
 EASTERN DISTRIBUTION CENTER
 101 GARDNER PARK | PEACHTREE CITY, GA 30269
 P. 626.956.4200 | F. 626.956.4225 | maxlighting.com