

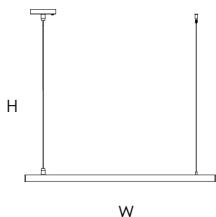
CONTINUUM | LED PENDANT

E26003 / E26004 / E26008

Job Name : _____
 Job Type : _____
 Quantity : _____
 Comments : _____



EMSC2600 CONNECTOR WITH ANGLE



MEASUREMENTS

MODEL DIMENSION




E26003 1.5"W x 1.25"H x 38.5"L x 121"OAH
 E26004 1.5"W x 1.25"H x 47"L x 121"OAH
 E26008 1.5"W x 1.25"H x 93.7"L x 121"OAH

WIRE LENGTH 118"L

LAMPING

MODEL	BULB TYPE	CRI	COL TEMP.	LUMENS RATED	DEL	DIMMABLE	INPUT
E26003	28W PCB Integrated LED	90	30/35/40K	2250	1800	30/35/40K	120-277V
E26004	34W PCB Integrated LED	90	30/35/40K	2650	2100	30/35/40K	120-277V
E26008	68W PCB Integrated LED	90	30/35/40K	5250	4200	30/35/40K	120-277V

FINISHES OPTION

-  Black
-  Satin Aluminum
-  White

GLASS

Frosted 90

MATERIAL

Acrylic, Aluminum

RATINGS

cETLus
Dry Location



ADDITIONAL

RATED LIFE 50000 Hours
 OPERATING TEMPERATURE:
 -20°C (-4°F), 40°C (104°F)

Always consult a qualified electrician before installing any lighting product.



WESTERN DISTRIBUTION CENTER (HEADQUARTER)
 253 NORTH VINELAND AVE | CITY OF INDUSTRY, CA 91746
EASTERN DISTRIBUTION CENTER
 4200 SHIRLEY DR. | ATLANTA, GA 30336
 P. 626.956.4200 | F. 626.956.4225 | maximlighting.com