



**PRODUCT DESCRIPTION**

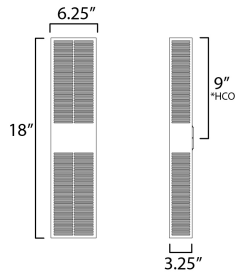
An array of precise slits are stacked in two columns on rectangular shade forms of various sizes. Housed in a blocked out space is a recessed LED light source that casts a filigree that radiate onto the surface surrounding the sconce making a dazzling display from the simple geometrical frame. Available in Matte Black or Architectural Bronze, the LED is a neutral 3000K.

**MEASUREMENTS**

DIMENSION : 6.25" W x 18" H x 3.25" Ext  
 BACK PLATE : 4.75" W x 4.75" H x 9" HCO  
 HANGING WEIGHT : 3.8 lb



**LAMPING**

INPUT VOLTAGE : 120V  
 LUMENS : 360 Rated (250 Del.)  
 BULB : 2 x 12W LED AC Integrated , 24W Total  
 BULB INCLUDED : (Integrated)  
 DIMMABLE : Y  
 CRI : 90 CRI  
 COLOR\_TEMP : 3000K  
 LIGHTING\_DIRECTION : Omni



\*Height from center of outlet to the top of the fixture

**FINISHES OPTION**

-  Architectural Bronze (ABZ)
-  Black (BK)

**MATERIAL**

Aluminum

**RATINGS**

cETLus  
 Wet Location  
 ADA



**ADDITIONAL**

INSTALL UP/DOWN: Up/Down  
 RATED LIFE 35000 Hours  
 OPERATING TEMPERATURE:  
 -20°C (-4°F), 40°C (104°F)

Always consult a qualified electrician before installing any lighting product.



WESTERN DISTRIBUTION CENTER (HEADQUARTER)  
 253 NORTH VINELAND AVE | CITY OF INDUSTRY, CA 91746  
 EASTERN DISTRIBUTION CENTER  
 101 GARDNER PARK | PEACHTREE CITY, GA 30269  
 P. 626.956.4200 | F. 626.956.4225 | maximlighting.com