

**PRODUCT DESCRIPTION**

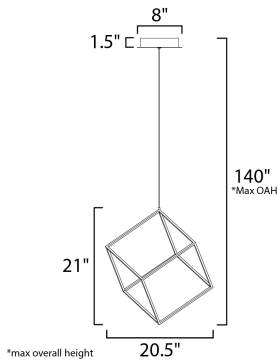
Cubes of Black and Polished Chrome are lit from the inside by LED strips concealed in a channel. The silhouette created by this inward design creates a dramatic light effect.

**MEASUREMENTS**

DIMENSION : 20.5" L x 20.5" W x 21" H  
 MAX OAH : 120" OAH  
 CANOPY : 8" W x 1.5" H x 8" L  
 HANGING WEIGHT : 4.4 lb

**LAMPING**

INPUT VOLTAGE : 120V  
 LUMENS : 1,680 Rated (1,500 Del.)  
 BULB : 1 x 24W LED PCB Integrated , 24W Total  
 BULB INCLUDED : (Integrated)  
 DIMMABLE : Triac CL  
 CRI : 90+ CRI  
 COLOR\_TEMP : 3000K



**FINISHES OPTION**

- Black (BK)
- Polished Chrome (PC)

**MATERIAL**

Aluminum, Steel

**RATINGS**

cETLus  
 Dry Location



**ADDITIONAL**

ADJUSTABLE  
 SLOPE: 30  
 RATED LIFE 30000 Hours  
 OPERATING TEMPERATURE:  
 -20°C (-4°F), 40°C (104°F)

Always consult a qualified electrician before installing any lighting product.



WESTERN DISTRIBUTION CENTER (HEADQUARTER)  
 253 NORTH VINELAND AVE | CITY OF INDUSTRY, CA 91746  
 EASTERN DISTRIBUTION CENTER  
 101 GARDNER PARK | PEACHTREE CITY, GA 30269  
 P. 626.956.4200 | F. 626.956.4225 | maxlighting.com