



**PRODUCT DESCRIPTION**

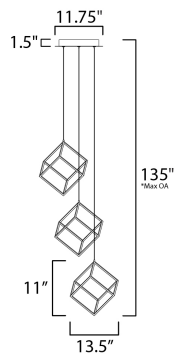
Cubes of Black and Polished Chrome are lit from the inside by LED strips concealed in a channel. The silhouette created by this inward design creates a dramatic light effect.

**MEASUREMENTS**

DIMENSION : 13.5" L x 23" W x 11" H  
 MAX OAH : 135" OAH  
 CANOPY : 11.75" W x 1.5" H x 11.75" L  
 HANGING WEIGHT : 8.58 lb



**LAMPING**

INPUT VOLTAGE : 120V  
 LUMENS : 3,780 Rated (3,240 Del.)  
 BULB : 3 x 54W LED PCB Integrated , 54W Total  
 BULB INCLUDED : (Integrated)  
 DIMMABLE : Triac CL  
 CRI : 90+ CRI  
 COLOR\_TEMP : 3000K



\*max overall height

**FINISHES OPTION**

-  Black (BK)
-  Polished Chrome (PC)

**MATERIAL**

Aluminum, Steel

**RATINGS**

cETLus  
 Dry Location



**ADDITIONAL**

ADJUSTABLE  
 SLOPE: 30  
 RATED LIFE 30000 Hours  
 OPERATING TEMPERATURE:  
 -20°C (-4°F), 40°C (104°F)

Always consult a qualified electrician before installing any lighting product.



WESTERN DISTRIBUTION CENTER (HEADQUARTER)  
 253 NORTH VINELAND AVE | CITY OF INDUSTRY, CA 91746  
 EASTERN DISTRIBUTION CENTER  
 101 GARDNER PARK | PEACHTREE CITY, GA 30269  
 P. 626.956.4200 | F. 626.956.4225 | maxlighting.com