



PRODUCT DESCRIPTION

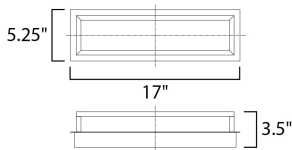
Cubes of Black and Polished Chrome are lit from the inside by LED strips concealed in a channel. The silhouette created by this inward design creates a dramatic light effect.

MEASUREMENTS



DIMENSION : 17" W x 5.25" H x 3.5" Ext
 BACK PLATE : 17" W x 5" H x 3.5" HCO
 HANGING WEIGHT : 4.4 lb

LAMPING

INPUT VOLTAGE : 120V
 LUMENS : 700 Rated (600 Del.)
 BULB : 1 x 10W LED PCB Integrated , 10W Total
 BULB INCLUDED : (Integrated)
 DIMMABLE : Triac CL
 CRI : 90+ CRI
 COLOR_TEMP : 3000K
 LIGHTING_DIRECTION : Indirect



FINISHES OPTION

-  Black (BK)
-  Polished Chrome (PC)

MATERIAL

Aluminum, Steel

RATINGS

cETLus
 Damp Location
 ADA



ADDITIONAL

INSTALL UP/DOWN: Both
 RATED LIFE 30000 Hours
 OPERATING TEMPERATURE:
 -20°C (-4°F), 40°C (104°F)

Always consult a qualified electrician before installing any lighting product.



WESTERN DISTRIBUTION CENTER (HEADQUARTER)
 253 NORTH VINELAND AVE | CITY OF INDUSTRY, CA 91746
 EASTERN DISTRIBUTION CENTER
 101 GARDNER PARK | PEACHTREE CITY, GA 30269
 P. 626.956.4200 | F. 626.956.4225 | maximlighting.com