



PRODUCT DESCRIPTION

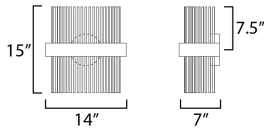
Wide bands of Matte Black metal supports an evenly spaced row of thin tubing finished in your choice of Satin Brass, Satin Nickel or a combination of the two. The stylish design is CCT Selectable enabling you to toggle between warm 2700K to neutral 3000 or 3500K or even go brighter with 4000 and 5000K color temperatures. Marvel at the ring's soft indirect lighting dispersion cast light both up and down and shine along the tubes aglow. High style and function, this fixture's subtle features can transform not only the fixture's appearance but also the space where it is installed.

MEASUREMENTS



DIMENSION : 14" L x 7" W x 15" H x 7" Ext
 MAX OAH : 5.5" W x 5.5" H
 HANGING WEIGHT : 13.2 lb

LAMPING

INPUT VOLTAGE : 120-277V
 LUMENS : 1,190 Rated (500 Del.)
 BULB : 2 x 8.5W LED DC integrated , 17W Total
 BULB INCLUDED : (Integrated)
 DIMMABLE : 3-in-1: Triac, ELV, or 0-10V
 CRI : 90 CRI
 COLOR_TEMP : 27-30-35-40-50K



FINISHES OPTION

-  Black / Satin Brass (BKSBR)
-  Black / Satin Nickel (BKSNI)

MATERIAL

Steel, Aluminum

RATINGS

cETLus
 Damp Location



ADDITIONAL

RATED LIFE 40000 Hours
 OPERATING TEMPERATURE:
 -20°C (-4°F), 40°C (104°F)

Always consult a qualified electrician before installing any lighting product.



Contemporary
 Lighting™

WESTERN DISTRIBUTION CENTER (HEADQUARTER)
 253 NORTH VINELAND AVE | CITY OF INDUSTRY, CA 91746
 EASTERN DISTRIBUTION CENTER
 101 GARDNER PARK | PEACHTREE CITY, GA 30269
 P. 626.956.4200 | F. 626.956.4225 | maxlighting.com