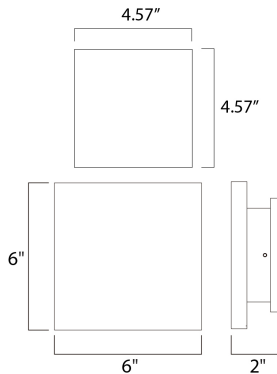




PRODUCT DESCRIPTION






MEASUREMENTS

DIMENSION : 6.75" W x 6.75" H x 1.25" Ext
 BACK PLATE : 4.5" W x 4.5" H x 3.5" HCO
 HANGING WEIGHT : 1.6 lb

LAMPING

INPUT VOLTAGE : 120-277V
 LUMENS : 1,400 Rated (880 Del.)
 BULB : 1 x 14W LED DC Integrated , 14W Total
 BULB INCLUDED : (Integrated)
 DIMMABLE : Triac or ELV at 120V
 CRI : 90 CRI
 COLOR_TEMP : 3000K
 LIGHTING_DIRECTION : Omni

FINISHES OPTION

-  Black (BK)
-  Satin Aluminum (SA)
-  White (WT)

MATERIAL

Aluminum

RATINGS

cETLus
 Wet Location
 ADA



ADDITIONAL

INSTALL UP/DOWN: Any
 RATED LIFE 25000 Hours
 OPERATING TEMPERATURE:
 -20°C (-4°F), 40°C (104°F)

PHOTOMETRIC: Report Found Online

Always consult a qualified electrician before installing any lighting product.



WESTERN DISTRIBUTION CENTER (HEADQUARTER)
 253 NORTH VINELAND AVE | CITY OF INDUSTRY, CA 91746
 EASTERN DISTRIBUTION CENTER
 101 GARDNER PARK | PEACHTREE CITY, GA 30269
 P. 626.956.4200 | F. 626.956.4225 | maximlighting.com