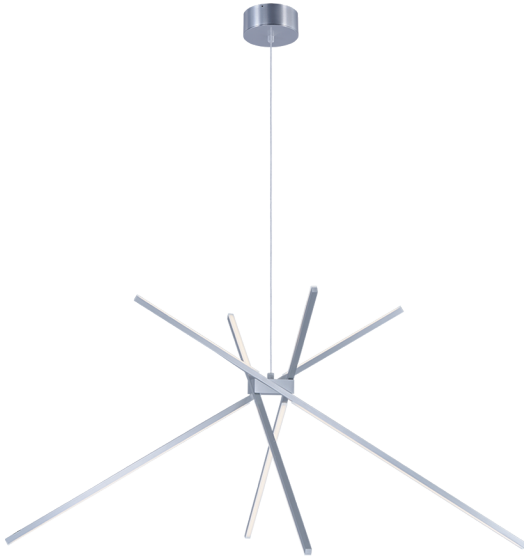


# ALUMILUX™ LED PENDANT I SUSPENSION

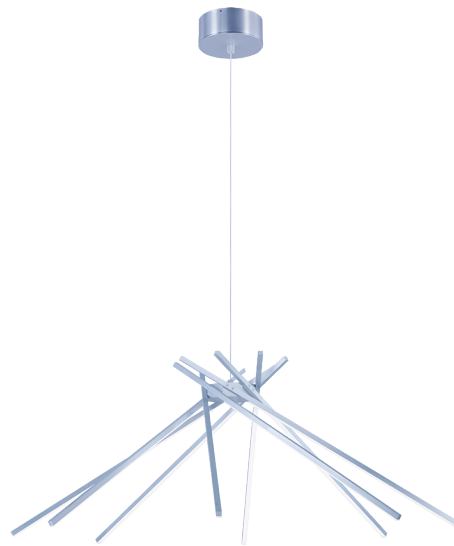
**E41443 | E41445 | E41446**

- ETL, cETL
- LED 3000K, CRI 90+, ELV
- Damp Location

Job Name : \_\_\_\_\_  
 Job Type : \_\_\_\_\_  
 Quantity : \_\_\_\_\_  
 Comments : \_\_\_\_\_



E41443



E41445



E41446

## PRODUCT DESCRIPTION

Available in various shapes and colors, this collection of pendants provide a full range of streamlined, architectural design. Cast and extruded pieces of aluminum provide illumination that complement the sleek styling of commercial applications and minimalist modern design. Be it over a table or a work station, these versatile products direct lighting for both task and decorative uses.

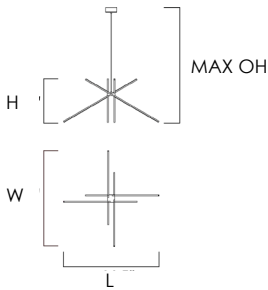
## MEASUREMENT

MODEL	DIMENSION	CANOPY	HANGING WEIGHT	WIRE LENGTH	MAX OH	MIN OH
E41443	44.5"W x 20.25"H	5"L x 5"W x 2.25"H	4.73 LB	120"	135.25"	22.75"
E41445	44.75"W x 16.25"H	5"L x 5"W x 2.25"H	8.47 LB	120"	138.50"	18.75"
E41446	44.5"W x 20.25"H	5"L x 5"W x 2.25"H	11.66 LB	120"	135.5"	22.75"

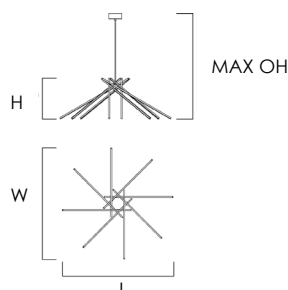
## LAMPING

MODEL	BULB TYPE	CRI	LUMENS	COL TEMP.	DIMMABLE	INPUT
E41443	(4) 5.75W LED (Integrated), 23W Total	90+	1610	3000K	Triac CL	120V
E41445	(8) 3.38W LED (Integrated), 27W Total	90+	1890	3000K	Triac CL	120V
E41446	(8) 7.5W LED (Integrated), 60W Total	90+	4200	3000K	Triac CL	120V

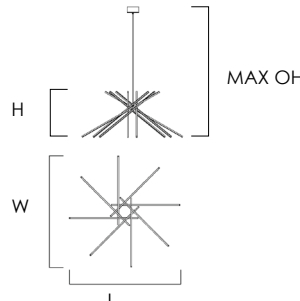
Always consult a qualified electrician before installing any lighting product



E41443



E41445



E41446

## FINISHES OPTIONS:

- White (WT)
- Satin Aluminum (SA)



## MATERIAL:

Aluminum + Acrylic

## RATINGS:

ETL cETL  
 Damp Location



## ADDITIONAL:

RATED LIFE: 40,000 Hours  
 OPERATING TEMP: -20° C (-4°), 40° C (104° F)  
 PHOTOMETRIC: NO  
 PCB LED Integrated



**WESTERN DISTRIBUTION CENTER (HEADQUARTERS)**  
 253 NORTH VINELAND AVE | CITY OF INDUSTRY, CA 91746

**EASTERN DISTRIBUTION CENTER**  
 4200 SHIRLEY DR. | ATLANTA, GA 30336

P. 626.956.4200 | F. 626.956.4225 | et2online.com