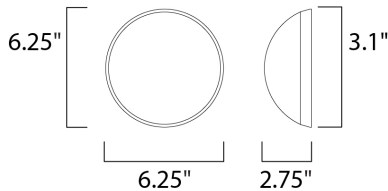




**PRODUCT DESCRIPTION**

Bring the outdoors inside with our line of Architectural high quality interior and exterior wall sconces. European in design and machined out of blocks of solid Aluminum, these sconces have both the look and quality expected for the discriminate buyer. High powered LEDs create dramatic light effects and most are approved for wet location applications.






**MEASUREMENTS**

DIMENSION : 6.25" W x 6.25" H x 2.75" Ext  
 BACK PLATE : 3.1" W x 0.16" H x 3.25" HCO  
 HANGING WEIGHT : 2 lb

**LAMPING**

INPUT VOLTAGE : V  
 LUMENS : 560 Rated (800 Del.)  
 BULB : 1 x 8W LED PCB Integrated , 8W Total  
 BULB INCLUDED : (Integrated)  
 DIMMABLE : Electronic Low Voltage (ELV)  
 CRI : 90+ CRI  
 COLOR\_TEMP : 3000K  
 LIGHTING\_DIRECTION : Indirect

**FINISHES OPTION**

-  Bronze (BZ)
-  Satin Aluminum (SA)
-  White (WT)

**MATERIAL**

Aluminum

**RATINGS**

cETLus  
 Location  
 ADA



**ADDITIONAL**

INSTALL UP/DOWN: Any  
 OPERATING TEMPERATURE:  
 -20°C (-4°F), 40°C (104°F)

Always consult a qualified electrician before installing any lighting product.



WESTERN DISTRIBUTION CENTER (HEADQUARTER)  
 253 NORTH VINELAND AVE | CITY OF INDUSTRY, CA 91746

EASTERN DISTRIBUTION CENTER  
 101 GARDNER PARK | PEACHTREE CITY, GA 30269

P. 626.956.4200 | F. 626.956.4225 | maximlighting.com