



**PRODUCT DESCRIPTION**

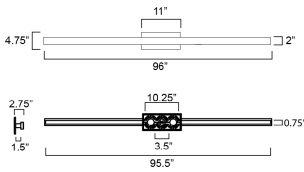
A straight line profile of aluminum casts lights along the length of the profile in both directions with adjustable color temperatures. Simply toggle between the 5 settings: 2700-3000-3500-4000-500K to suit the space where it is installed. Available in outdoor configurations in powder coat finishes including: Matte White, Black, Architectural Bronze, and Satin Aluminum. A variation of the sconce is plated in Natural Aged Brass and Polished Chrome suitable for interior spaces such as above bath vanities.

**MEASUREMENTS**



DIMENSION : 96" L 4.75" H x 3" Ext  
 BACK PLATE : 4.75" W x 11" H x 48" HCO  
 HANGING WEIGHT : 9.9 lb

**LAMPING**

INPUT VOLTAGE : 120V  
 LUMENS : 8,400 Rated (6,120 Del.)  
 BULB : 2 x 60W LED AC Integrated , 120W Total  
 BULB INCLUDED : (Integrated)  
 DIMMABLE :  
 CRI : 90 CRI  
 COLOR\_TEMP : 3000K  
 LIGHTING\_DIRECTION : Indirect



**FINISHES OPTION**

-  Architectural Bronze (ABZ)
-  Black (BK)

**MATERIAL**

Aluminum, PC

**RATINGS**

cETLus  
 Wet Location  
 CA Title 24  
 ADA



**ADDITIONAL**

INSTALL UP/DOWN: Vertical/Horizontal  
 RATED LIFE 35000 Hours  
 OPERATING TEMPERATURE:  
 -20°C (-4°F), 40°C (104°F)

Always consult a qualified electrician before installing any lighting product.



WESTERN DISTRIBUTION CENTER (HEADQUARTER)  
 253 NORTH VINELAND AVE | CITY OF INDUSTRY, CA 91746  
 EASTERN DISTRIBUTION CENTER  
 101 GARDNER PARK | PEACHTREE CITY, GA 30269  
 P. 626.956.4200 | F. 626.956.4225 | maximlighting.com