



PRODUCT DESCRIPTION

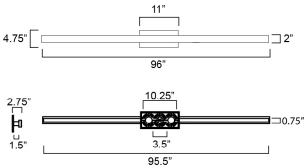
A straight line profile of aluminum casts lights along the length of the profile in both directions with adjustable color temperatures. Simply toggle between the 5 settings: 2700-3000-3500-4000-500K to suit the space where it is installed. Available in outdoor configurations in powder coat finishes including: Matte White, Black, Architectural Bronze, and Satin Aluminum. A variation of the sconce is plated in Natural Aged Brass and Polished Chrome suitable for interior spaces such as above bath vanities.

MEASUREMENTS



DIMENSION : 96" L 4.75" H x 3" Ext  
BACK PLATE : 4.75" W x 11" H x 48" HCO  
HANGING WEIGHT : 9.9 lb

LAMPING

INPUT VOLTAGE : 120V  
LUMENS : 8,400 Rated (6,120 Del.)  
BULB : 2 x 60W LED AC Integrated , 120W Total  
BULB INCLUDED : (Integrated)  
DIMMABLE :  
CRI : 90 CRI  
COLOR\_TEMP : 3000K  
LIGHTING\_DIRECTION : Indirect



FINISHES OPTION

-  Architectural Bronze (ABZ)
-  Black (BK)

MATERIAL

Aluminum, PC

RATINGS

cETLus  
Wet Location  
CA Title 24  
ADA



ADDITIONAL

INSTALL UP/DOWN: Vertical/Horizo  
RATED LIFE 35000 Hours  
OPERATING TEMPERATURE:  
-20°C (-4°F), 40°C (104°F)

Always consult a qualified electrician before installing any lighting product.