



PRODUCT DESCRIPTION

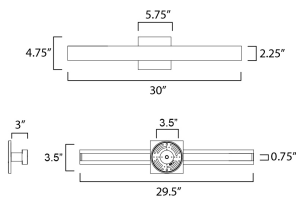
A straight line profile of aluminum casts lights along the length of the profile in both directions with adjustable color temperatures. Simply toggle between the 5 settings: 2700-3000-3500-4000-500K to suit the space where it is installed. Available in outdoor configurations in powder coat finishes including: Matte White, Black, Architectural Bronze, and Satin Aluminum. A variation of the sconce is plated in Satin Brass and Polished Chrome suitable for interior spaces such as above bath vanities.

MEASUREMENTS



DIMENSION : 30" L 4.75" H x 3" Ext
 BACK PLATE : 4.75" W x 5.75" H x 15" HCO
 HANGING WEIGHT : 3.52 lb

LAMPING

INPUT VOLTAGE : 120V
 LUMENS : 2,100 Rated (1,550 Del.)
 BULB : 2 x 15W LED AC Integrated , 30W Total
 BULB INCLUDED : (Integrated)
 DIMMABLE :
 CRI : 90 CRI
 COLOR_TEMP : 27-30-35-40-50K
 LIGHTING_DIRECTION : Indirect



FINISHES OPTION

-  Polished Chrome (PC)
-  Satin Brass (SBR)

MATERIAL

Aluminum, PC

RATINGS

cETLus
 Damp Location
 CA Title 24
 ADA



ADDITIONAL

INSTALL UP/DOWN: Vertical/Horizo
 RATED LIFE 35000 Hours
 OPERATING TEMPERATURE:
 -20°C (-4°F), 40°C (104°F)

Always consult a qualified electrician before installing any lighting product.



Contemporary
Lighting™

WESTERN DISTRIBUTION CENTER (HEADQUARTER)
253 NORTH VINELAND AVE | CITY OF INDUSTRY, CA 91746

EASTERN DISTRIBUTION CENTER
101 GARDNER PARK | PEACHTREE CITY, GA 30269

P. 626.956.4200 | F. 626.956.4225 | maximlighting.com